

599 Series Ball Valve and Actuator Assemblies Selection

Description

This Technical Bulletin aids in the selection of a ball valve and actuator assembly.

- Table 1 and Table 2 list full-port ball valve product numbers and flow coefficients.
- Table 3 through Table 14 identify the product numbers for all possible combinations of ball valves and compatible actuators that can be ordered as complete valve assemblies from the factory.
- Figure 1 and Table 16, and Figure 2 and Table 17 provide the dimensions for the valve/actuator assembly and the required service envelope.

It is recommended that 2-position applications use a full-port ball valve without a flow characterizer. For modulating applications, it is recommended that the ball valve include a flow characterizer.

Example: Selecting a 2-Way Ball Valve and Actuator for 2-Position Control

1. Job specifications require a 2-position, normally-open, spring return ball valve in a 1/2-inch (15 mm) supply line size.
2. See Table 4 to locate a full-port valve with a 1/2 inch (15 mm) valve size that matches the 1/2-inch (15 mm) supply line size. Select valve product number 599-10307.
3. In Table 4, locate the column for a 2-position normally-open fail safe actuator.
4. In Table 4, locate the row corresponding to the 599-10307 a valve product number. The row/column intersection shows that the valve and actuator assembly product number is 171H-10307.

Example: Selecting a 2-Way Ball Valve and Actuator for Modulating Control

1. Job specifications require a 40 Cv valve with stainless steel ball and stem, and 0 to 10 Vdc, fail-in-place actuator for a 1-1/4 inch (30 mm) supply line size.
2. In Table 7, locate the actuator column for a 0 to 10 Vdc actuator. Locate the row corresponding to the 599-10319S valve which has a 40 Cv. The row/column intersection shows that the valve and actuator assembly product number is 171C-10319S.

Use Tables 1 and 2 to determine the effective Cv when using a full-port ball valve where the ball size and the line size may differ.

Table 1. Product Numbers: 2-Way, Full-Port (No Flow Characterizer) Chrome-Plated Ball with Brass Stems or Stainless Steel Ball with Stainless Steel Stems and Flow Coefficients.

Valve Line Size in Inches (mm)	Valve Product Number *	Effective (Installed) Cv (Kvs)										
		Supply Line Size in Inches (mm)										
		1/2 (13)	3/4 (20)	1 (25)	1-1/4 (32)	1-1/2 (38)	2 (51)	2-1/2 (63)	3 (76)	4 (102)	5 (127)	6 (152)
1/2 (15)	599-10307 599-10307S	10.00 (8.62)	6.94 (5.93)	6.19 (5.29)	--	--	--	--	--	--	--	--
3/4 (20)	599-10311 599-10311S	--	25.00 (21.55)	18.66 (15.95)	15.35 (13.12)	--	--	--	--	--	--	--
1 (25)	599-10316 599-10316S	--	--	63.00 (54.31)	39.78 (34.00)	33.56 (28.69)	--	--	--	--	--	--
1-1/4 (32)	599-10321 599-10321S	--	--	--	100.00 (86.21)	69.19 (59.13)	51.45 (43.98)	--	--	--	--	--
1-1/2 (40)	599-10324 599-10324S	--	--	--	--	63.00 (54.31)	55.34 (47.30)	51.00 (43.59)	--	--	--	--
	599-10326 599-10326S	--	--	--	--	160.00 (137.93)	93.80 (80.17)	76.34 (65.25)	--	--	--	--
2 (50)	599-10329 599-10329S	--	--	--	--	--	100.00 (86.21)	94.30 (80.60)	86.12 (73.61)	--	--	--

= Valve may be oversized.
 = Optimal valve size.
 = Valve may be undersized.

* S suffix = Stainless Steel


Table 2. Product Numbers: 3-Way, Full-Port (No Flow Characterizer) Chrome-Plated Ball with Brass Stems or Stainless Steel Ball with Stainless Steel Stems and Flow Coefficients.

Valve Line Size in Inches (mm)	Valve Product Number *	Effective (Installed) Cv (Kvs)										
		Supply Line Size in Inches (mm)										
		1/2 (13)	3/4 (20)	1 (25)	1-1/4 (32)	1-1/2 (38)	2 (51)	2-1/2 (63)	3 (76)	4 (102)	5 (127)	6 (152)
1/2 (15)	599-10357 599-10357S	10.00 (8.62)	6.94 (5.93)	6.19 (5.29)	--	--	--	--	--	--	--	--
3/4 (20)	599-10360 599-10360S	--	16.00 (13.79)	13.9 (11.98)	12.4 (10.69)	--	--	--	--	--	--	--
1 (25)	599-10363 599-10363S	--	--	25.00 (21.55)	22.5 (19.40)	21.2 (18.27)	--	--	--	--	--	--
1-1/4 (32)	599-10366 599-10366S	--	--	--	40.00 (34.48)	36.9 (31.81)	33.3 (28.70)	--	--	--	--	--
1-1/2 (40)	599-10369 599-10369S	--	--	--	--	63.00 (54.31)	55.3 (47.67)	51.00 (43.96)	--	--	--	--
2 (50)	599-10372 599-10372S	--	--	--	--	--	100 (86.21)	94.3 (81.29)	86.1 (74.23)	--	--	--

= Valve may be oversized.
 = Optimal valve size.
 = Valve may be undersized.


* S suffix = Stainless Steel

Table 3. 2-Way Valve Fail-In-Place Assemblies: Chrome-Plated Brass Ball and Stem.

Valve Body Product Number *	Valve Size Inches (mm)	Flow Rate Cv (Kvs)	Close-Off ΔP in psi (kPa)	Fail-in-Place											
															
				Floating				0 to 10 Vdc							
				GDE 131.1P	GLB 131.1P	GDE 131.1Q	GLB 131.1Q	GDE 161.1P	GLB 161.1P	GDE 161.1Q	GLB 161.1Q				
				3 foot (.9 m) Wires		Conduit Adapter & 6-foot (1.8m) Wires		3 foot (.9 m) Wires		Conduit Adapter & 6-foot (1.8 m) Wires					
Actuator Prefix Code								171A	171B	173A	173B	171C	171D	173C	173D
599-10300	1/2 (15)	0.4 (0.34)	200 (1379)	171A-10300	173A-10300	171C-10300	173C-10300								
599-10301		0.63 (0.54)		171A-10301	173A-10301	171C-10301	173C-10301								
599-10302		1.0 (0.9)		171A-10302	173A-10302	171C-10302	173C-10302								
599-10303		1.6 (1.4)		171A-10303	173A-10303	171C-10303	173C-10303								
599-10304		2.5 (2.2)		171A-10304	173A-10304	171C-10304	173C-10304								
599-10305		4.0 (3.4)		171A-10305	173A-10305	171C-10305	173C-10305								
599-10306		6.3 (5.4)		171A-10306	173A-10306	171C-10306	173C-10306								
599-10307*		10 (8.6)		171A-10307*	173A-10307*	171C-10307*	173C-10307*								
599-10308	3/4 (20)	6.3 (5.4)		171A-10308	173A-10308	171C-10308	173C-10308								
599-10309		10 (8.6)		171A-10309	173A-10309	171C-10309	173C-10309								
599-10310		16 (14)		171A-10310	173A-10310	171C-10310	173C-10310								
599-10311*		25 (22)		171A-10311*	173A-10311*	171C-10311*	173C-10311*								
599-10312	1 (25)	10 (9.0)		171A-10312	173A-10312	171C-10312	173C-10312								
599-10313		16 (14)		171A-10313	173A-10313	171C-10313	173C-10313								
599-10314		25 (22)		171A-10314	173A-10314	171C-10314	173C-10314								
599-10315		40 (34)		171A-10315	173A-10315	171C-10315	173C-10315								
599-10316*		63 (54)		171A-10316*	173A-10316*	171C-10316*	173C-10316*								
599-10317		1-1/4 (32)		16 (14)	171A-10317	173A-10317	171C-10317	173C-10317							
599-10318	25 (22)			171A-10318	173A-10318	171C-10318	173C-10318								
599-10319	40 (34)			171A-10319	173A-10319	171C-10319	173C-10319								
599-10320	63 (54)			171A-10320	173A-10320	171C-10320	173C-10320								
599-10321*	100 (90)			171A-10321*	173A-10321*	171C-10321*	173C-10321*								
599-10322	1-1/2 (40)			25 (22)	171B-10322	173B-10322	171D-10322	173D-10322							
599-10323		40 (34)		171B-10323	173B-10323	171D-10323	173D-10323								
599-10324*		63 (54)		171B-10324*	173B-10324*	171D-10324*	173D-10324*								
599-10325		100 (90)		171B-10325	173B-10325	171D-10325	173D-10325								
599-10326*		160 (140)		171B-10326*	173B-10326*	171D-10326*	173D-10326*								
599-10327		2 (50)		40 (34)	171B-10327	173B-10327	171D-10327	173D-10327							
599-10328	63 (54)			171B-10328	173B-10328	171D-10328	173D-10328								
599-10329*	100 (90)			171B-10329*	173B-10329*	171D-10329*	173D-10329*								
599-10330*	160 (140)		171B-10330*	173B-10330*	171D-10330*	173D-10330*									


*Denotes a full-port valve without flow characterizer insert.

Table 4. 2-Way Valve Fail-Safe Assemblies: Chrome-Plated Ball and Brass Stem (1/2-Inch and 3/4-Inch).

Valve Body Product Number*	Valve Size Inches (mm)	Flow Rate Cv (Kvs)	Close-off ΔP in psi (kPa)	Fail-Safe					
									
				2-Position		Floating		2 to 10 Vdc	
				GQD121.1P		GQD131.1P		GQD151.1P	
				N.O.	N.C.	N.O.	N.C.	N.O.	N.C.
Actuator Prefix Code									
171H	172H	171J	172J	171K	172K				
599-10300	1/2 (15)	0.4 (0.34)	200 (1379)	171H-10300	172H-10300	171J-10300	172J-10300	171K-10300	172K-10300
599-10301		0.63 (0.54)		171H-10301	172H-10301	171J-10301	172J-10301	171K-10301	172K-10301
599-10302		1.0 (0.9)		171H-10302	172H-10302	171J-10302	172J-10302	171K-10302	172K-10302
599-10303		1.6 (1.4)		171H-10303	172H-10303	171J-10303	172J-10303	171K-10303	172K-10303
599-10304		2.5 (2.2)		171H-10304	172H-10304	171J-10304	172J-10304	171K-10304	172K-10304
599-10305		4.0 (3.4)		171H-10305	172H-10305	171J-10305	172J-10305	171K-10305	172K-10305
599-10306	6.3 (5.4)	171H-10306		172H-10306	171J-10306	172J-10306	171K-10306	172K-10306	
599-10307*	10 (8.6)	171H-10307*		172H-10307*	171J-10307*	172J-10307*	171K-10307*	172K-10307*	
599-10308	3/4 (20)	6.3 (5.4)		171H-10308	172H-10308	171J-10308	172J-10308	171K-10308	172K-10308
599-10309		10 (8.6)		171H-10309	172H-10309	171J-10309	172J-10309	171K-10309	172K-10309
599-10310		16 (14)		171H-10310	172H-10310	171J-10310	172J-10310	171K-10310	172K-10310
599-10311*		25 (22)	171H-10311*	172H-10311*	171J-10311*	172J-10311*	171K-10311*	172K-10311*	



*Denotes a full-port valve without flow characterizer insert.

Table 5. 2-Way Valve Fail Safe Assemblies: Chrome-Plated Brass Ball Brass Stem (1-Inch to 2-Inch).

Valve Body Product Number *	Valve Size Inches (mm)	Flow Rate Cv (Kvs)	Close-off ΔP in psi (kPa)	Fail-Safe					
									
				2-Position		Floating		0 to 10 Vdc	
				GMA121.1P		GMA131.1P		GMA161.1P	
				N.O.	N.C.	N.O.	N.C.	N.O.	N.C.
Actuator Prefix Code									
171E	172E	171F	172F	171G	172G				
599-10312	1 (25)	10 (9.0)	200 (1379)	171E-10312	172E-10312	171F-10312	172F-10312	171G-10312	172G-10312
599-10313		16 (14)		171E-10313	172E-10313	171F-10313	172F-10313	171G-10313	172G-10313
599-10314		25 (22)		171E-10314	172E-10314	171F-10314	172F-10314	171G-10314	172G-10314
599-10315		40 (34)		171E-10315	172E-10315	171F-10315	172F-10315	171G-10315	172G-10315
599-10316*		63 (54)		171E-10316*	172E-10316*	171F-10316*	172F-10316*	171G-10316*	172G-10316*
599-10317	1-1/4 (32)	16 (14)		171E-10317	172E-10317	171F-10317	172F-10317	171G-10317	172G-10317
599-10318		25 (22)		171E-10318	172E-10318	171F-10318	172F-10318	171G-10318	172G-10318
599-10319		40 (34)		171E-10319	172E-10319	171F-10319	172F-10319	171G-10319	172G-10319
599-10320		63 (54)		171E-10320	172E-10320	171F-10320	172F-10320	171G-10320	172G-10320
599-10321*		100 (90)		171E-10321*	172E-10321*	171F-10321*	172F-10321*	171G-10321*	172G-10321*
599-10322	1-1/2 (40)	25 (22)		171E-10322	172E-10322	171F-10322	172F-10322	171G-10322	172G-10322
599-10323		40 (34)	171E-10323	172E-10323	171F-10323	172F-10323	171G-10323	172G-10323	
599-10324*		63 (54)	171E-10324*	172E-10324*	171F-10324*	172F-10324*	171G-10324*	172G-10324*	
599-10325		100 (90)	171E-10325	172E-10325	171F-10325	172F-10325	171G-10325	172G-10325	
599-10326*		160 (140)	171E-10326*	172E-10326*	171F-10326*	172F-10326*	171G-10326*	172G-10326*	
599-10327	2 (50)	40 (34)	171E-10327	172E-10327	171F-10327	172F-10327	171G-10327	172G-10327	
599-10328		63 (54)	171E-10328	172E-10328	171F-10328	172F-10328	171G-10328	172G-10328	
599-10329*		100 (90)	171E-10329*	172E-10329*	171F-10329*	172F-10329*	171G-10329*	172G-10329*	
599-10330*		160 (140)	171E-10330*	172E-10330*	171F-10330*	172F-10330*	171G-10330*	172G-10330*	


* Denotes a full-port valve without flow characterizer insert.

Table 6. 2-Way Valve Fail-Safe Assemblies: Full-Port, Chrome-Plated Ball and Brass Stem, 120V.

Valve Body Product Number*	Valve Size Inches (mm)	Flow Rate Cv (Kvs)	Close-off ΔP in psi (kPa)	Fail-Safe, 120V			
							
				2-Position			
				GQD221.1U		GMA221.1U	
				N.O.	N.C.	N.O.	N.C.
				Actuator Prefix Code			
171L	172L	171M	172M				
599-10307*	1/2 (15)	10 (9)	200 (1379)	171L-10307*	172L-10307*	—	—
599-10311*	3/4 (20)	25 (22)		171L-10311*	172L-10311*	—	—
599-10316*	1 (25)	63 (54)		—	—	171M-10316*	172M-10316*
599-10321*	1-1/4 (32)	100 (90)		—	—	171M-10321*	172M-10321*
599-10326*	1-1/2 (40)	160 (140)		—	—	171M-10326*	172M-10326*
599-10330*	2 (50)			—	—	171M-10330*	172M-10330*


* Denotes a full-port valve without flow characterizer insert.

Table 7. 2-Way Valve Fail-In-Place Assemblies: Stainless Steel Ball and Stem.

Valve Body Product Number *	Valve Size Inches (mm)	Flow Rate Cv (Kvs)	Close-Off ΔP in psi (kPa)	Fail-in-Place							
								0 to 10 Vdc			
				Floating							
				GDE 131.1P	GLB 131.1P	GDE 131.1Q	GLB 131.1Q	GDE 161.1P	GLB 161.1P	GDE 161.1Q	GLB 161.1Q
				3 foot (.9m) Wires		Conduit Adapter & 6-foot (1.8m) Wires		3 foot (.9m) Wires		Conduit Adapter & 6-foot (1.8m) Wires	
				Actuator Prefix Code							
171A	171B	173A	173B	171C	171D	173C	173D				
599-10300S	1/2 (15)	0.4 (0.34)	200 (1379)	171A-10300S	173A-10300S	171C-10300S	173C-10300S				
599-10301S		0.63 (0.54)		171A-10301S	173A-10301S	171C-10301S	173C-10301S				
599-10302S		1.0 (0.9)		171A-10302S	173A-10302S	171C-10302S	173C-10302S				
599-10303S		1.6 (1.4)		171A-10303S	173A-10303S	171C-10303S	173C-10303S				
599-10304S		2.5 (2.2)		171A-10304S	173A-10304S	171C-10304S	173C-10304S				
599-10305S		4.0 (3.4)		171A-10305S	173A-10305S	171C-10305S	173C-10305S				
599-10306S		6.3 (5.4)		171A-10306S	173A-10306S	171C-10306S	173C-10306S				
599-10307S*		10 (8.6)		171A-10307S*	173A-10307S*	171C-10307S*	173C-10307S*				
599-10308S		6.3 (5.4)		171A-10308S	173A-10308S	171C-10308S	173C-10308S				
599-10309S		10 (8.6)		171A-10309S	173A-10309S	171C-10309S	173C-10309S				
599-10310S	16 (14)	171A-10310S	173A-10310S	171C-10310S	173C-10310S						
599-10311S*	25 (22)	171A-10311S*	173A-10311S*	171C-10311S*	173C-10311S*						
599-10312S	10 (9.0)	171A-10312S	173A-10312S	171C-10312S	173C-10312S						
599-10313S	16 (14)	171A-10313S	173A-10313S	171C-10313S	173C-10313S						
599-10314S	25 (22)	171A-10314S	173A-10314S	171C-10314S	173C-10314S						
599-10315S	40 (34)	171A-10315S	173A-10315S	171C-10315S	173C-10315S						
599-10316S*	63 (54)	171A-10316S*	173A-10316S*	171C-10316S*	173C-10316S*						
599-10317S	16 (14)	171A-10317S	173A-10317S	171C-10317S	173C-10317S						
599-10318S	25 (22)	171A-10318S	173A-10318S	171C-10318S	173C-10318S						
599-10319S	40 (34)	171A-10319S	173A-10319S	171C-10319S	173C-10319S						
599-10320S	63 (54)	171A-10320S	173A-10320S	171C-10320S	173C-10320S						
599-10321S*	100 (90)	171A-10321S*	173A-10321S*	171C-10321S*	173C-10321S*						
599-10322S	25 (22)	171B-10322S	173B-10322S	171D-10322S	173D-10322S						
599-10323S	40 (34)	171B-10323S	173B-10323S	171D-10323S	173D-10323S						
599-10324S*	63 (54)	171B-10324S*	173B-10324S*	171D-10324S*	173D-10324S*						
599-10325S	100 (90)	171B-10325S	173B-10325S	171D-10325S	173D-10325S						
599-10326S*	160 (140)	171B-10326S*	173B-10326S*	171D-10326S*	173D-10326S*						
599-10327S	40 (34)	171B-10327S	173B-10327S	171D-10327S	173D-10327S						
599-10328S	63 (54)	171B-10328S	173B-10328S	171D-10328S	173D-10328S						
599-10329S*	100 (90)	171B-10329S*	173B-10329S*	171D-10329S*	173D-10329S*						
599-10330S*	160 (140)	171B-10330S*	173B-10330S*	171D-10330S*	173D-10330S*						


*Denotes a full-port valve without flow characterizer insert

Table 8. 2-Way Valve Fail-Safe Assemblies: Stainless Steel Ball and Stem (1/2-Inch and 3/4-Inch).

Valve Body Product Number*	Valve Size Inches (mm)	Flow Rate Cv (Kvs)	Close-off ΔP in psi (kPa)	Fail-Safe					
									
				2-Position		Floating		2 to 10 Vdc	
				GQD121.1P		GQD131.1P		GQD151.1P	
				N.O.	N.C.	N.O.	N.C.	N.O.	N.C.
				Actuator Prefix Code					
171H	172H	171J	172J	171K	172K				
599-10300S	1/2 (15)	0.4 (0.34)	200 (1379)	171H-10300S	172H-10300S	171J-10300S	172J-10300S	171K-10300S	172K-10300S
599-10301S		0.63 (0.54)		171H-10301S	172H-10301S	171J-10301S	172J-10301S	171K-10301S	172K-10301S
599-10302S		1.0 (0.9)		171H-10302S	172H-10302S	171J-10302S	172J-10302S	171K-10302S	172K-10302S
599-10303S		1.6 (1.4)		171H-10303S	172H-10303S	171J-10303S	172J-10303S	171K-10303S	172K-10303S
599-10304S		2.5 (2.2)		171H-10304S	172H-10304S	171J-10304S	172J-10304S	171K-10304S	172K-10304S
599-10305S		4.0 (3.4)		171H-10305S	172H-10305S	171J-10305S	172J-10305S	171K-10305S	172K-10305S
599-10306S		6.3 (5.4)		171H-10306S	172H-10306S	171J-10306S	172J-10306S	171K-10306S	172K-10306S
599-10307S*		10 (8.6)		171H-10307S*	172H-10307S*	171J-10307S*	172J-10307S*	171K-10307S*	172K-10307S*
599-10308S	3/4 (20)	6.3 (5.4)		171H-10308S	172H-10308S	171J-10308S	172J-10308S	171K-10308S	172K-10308S
599-10309S		10 (8.6)		171H-10309S	172H-10309S	171J-10309S	172J-10309S	171K-10309S	172K-10309S
599-10310S		16 (14)		171H-10310S	172H-10310S	171J-10310S	172J-10310S	171K-10310S	172K-10310S
599-10311S*		25 (22)		171H-10311S*	172H-10311S*	171J-10311S*	172J-10311S*	171K-10311S*	172K-10311S*



*Denotes a full-port valve without flow characterizer insert.

Table 9. 2-Way Valve Fail-Safe Assemblies: Stainless Steel Ball and Stem (1-Inch to 2-Inch).

Valve Body Product Number *	Valve Size Inches (mm)	Flow Rate Cv (Kvs)	Close-off ΔP in psi (kPa)	Fail-Safe					
									
				2-Position		Floating		0 to 10 Vdc	
				GMA121.1P		GMA131.1P		GMA161.1P	
				N.O.	N.C.	N.O.	N.C.	N.O.	N.C.
				Actuator Prefix Code					
171E	172E	171F	172F	171G	172G				
599-10312S	1 (25)	10 (9.0)	200 (1379)	171E-10312S	172E-10312S	171F-10312S	172F-10312S	171G-10312S	172G-10312S
599-10313S		16 (14)		171E-10313S	172E-10313S	171F-10313S	172F-10313S	171G-10313S	172G-10313S
599-10314S		25 (22)		171E-10314S	172E-10314S	171F-10314S	172F-10314S	171G-10314S	172G-10314S
599-10315S		40 (34)		171E-10315S	172E-10315S	171F-10315S	172F-10315S	171G-10315S	172G-10315S
599-10316S*		63 (54)		171E-10316S*	172E-10316S*	171F-10316S*	172F-10316S*	171G-10316S*	172G-10316S*
599-10317S	1-1/4 (32)	16 (14)		171E-10317S	172E-10317S	171F-10317S	172F-10317S	171G-10317S	172G-10317S
599-10318S		25 (22)		171E-10318S	172E-10318S	171F-10318S	172F-10318S	171G-10318S	172G-10318S
599-10319S		40 (34)		171E-10319S	172E-10319S	171F-10319S	172F-10319S	171G-10319S	172G-10319S
599-10320S		63 (54)		171E-10320S	172E-10320S	171F-10320S	172F-10320S	171G-10320S	172G-10320S
599-10321S*		100 (90)		171E-10321S*	172E-10321S*	171F-10321S*	172F-10321S*	171G-10321S*	172G-10321S*
599-10322S	1-1/2 (40)	25 (22)		171E-10322S	172E-10322S	171F-10322S	172F-10322S	171G-10322S	172G-10322S
599-10323S		40 (34)		171E-10323S	172E-10323S	171F-10323S	172F-10323S	171G-10323S	172G-10323S
599-10324S*		63 (54)		171E-10324S*	172E-10324S*	171F-10324S*	172F-10324S*	171G-10324S*	172G-10324S*
599-10325S		100 (90)		171E-10325S	172E-10325S	171F-10325S	172F-10325S	171G-10325S	172G-10325S
599-10326S*		160 (140)		171E-10326S*	172E-10326S*	171F-10326S*	172F-10326S*	171G-10326S*	172G-10326S*
599-10327S	2 (50)	40 (34)		171E-10327S	172E-10327S	171F-10327S	172F-10327S	171G-10327S	172G-10327S
599-10328S		63 (54)	171E-10328S	172E-10328S	171F-10328S	172F-10328S	171G-10328S	172G-10328S	
599-10329S*		100 (90)	171E-10329S*	172E-10329S*	171F-10329S*	172F-10329S*	171G-10329S*	172G-10329S*	
599-10330S*		160 (140)	171E-10330S*	172E-10330S*	171F-10330S*	172F-10330S*	171G-10330S*	172G-10330S*	



* Denotes a full-port valve without flow characterizer insert.

Table 10. 2-Way Valve Fail-Safe Assemblies: Full-Port, Stainless Steel Ball and Stem, 120V.

Valve Body Product Number*	Valve Size Inches (mm)	Flow Rate Cv (Kvs)	Close-off ΔP in psi (kPa)	Fail-Safe, 120V			
							
				2-Position			
				GQD221.1U		GMA221.1U	
				N.O.	N.C.	N.O.	N.C.
				Actuator Prefix Code			
171L	172L	171M	172M				
599-10307S*	1/2 (15)	10 (9)	200 (1379)	171L-10307S*	172L-10307S*	—	—
599-10311S*	3/4 (20)	25 (22)		171L-10311S*	172L-10311S*	—	—
599-10316S*	1 (25)	63 (54)		—	—	171M-10316S*	172M-10316S*
599-10321S*	1-1/4 (32)	100 (90)		—	—	171M-10321S*	172M-10321S*
599-10326S*	1-1/2 (40)	160 (140)		—	—	171M-10326S*	172M-10326S*
599-10330S*	2 (50)			—	—	171M-10330S*	172M-10330S*


* Denotes a full-port valve without flow characterizer insert.

Table 11. 2-Way Valve Fail-Safe Assemblies: Full-Port, Stainless Steel Ball and Stem, Dual Auxiliary Switches.

Valve Body Product Number*	Valve Size Inches (mm)	Flow Rate Cv (Kvs)	Close-off ΔP in psi (kPa)	Fail-Safe, 24V			
							
				2-Position			
				GQD126.1P		GMA126.1P	
				N.O.	N.C.	N.O.	N.C.
				Actuator Prefix Code			
171N	172N	171P	172P				
599-10307S*	1/2 (15)	10 (9)	200 (1379)	171N-10307S*	172N-10307S*	—	—
599-10311S*	3/4 (20)	25 (22)		171N-10311S*	172N-10311S*	—	—
599-10316S*	1 (25)	63 (54)		—	—	171P-10316S*	172P-10316S*
599-10321S*	1-1/4 (32)	100 (90)		—	—	171P-10321S*	172P-10321S*
599-10326S*	1-1/2 (40)	160 (140)		—	—	171P-10326S*	172P-10326S*
599-10330S*	2 (50)			—	—	171P-10330S*	172P-10330S*

* Denotes a full-port valve without flow characterizer insert.


Table 12. 3-Way Valve Fail-in-Place Assemblies: Chrome-Plated Ball and Brass Stem.

Product Number *	Valve Size Inches (mm)	Flow Rate Cv (Kvs)	Close-off ΔP in psi (kPa)	Fail-In-Place			
							
				Floating Control		0 to 10 Vdc	
				3-foot (0.9m) Wires	Conduit Adapter and 6-foot (1.8 m) Wires	3-foot (0.9m) Wires	Conduit Adapter and 6-foot (1.8 m) Wires
				Actuator Prefix Code			
GDE131.1P 171A	GLB131.1P 171B	GDE131.1Q 173A	GLB131.1Q 173B	GDE161.1P 171C	GLB161.1P 171D	GDE161.1Q 173C	GLB161.1Q 173D
599-10350	1/2 (15)	0.4 (0.34)	200 (1379)	171A-10350	173A-10350	171C-10350	173C-10350
599-10351		0.63 (0.54)		171A-10351	173A-10351	171C-10351	173C-10351
599-10352		1.0 (0.9)		171A-10352	173A-10352	171C-10352	173C-10352
599-10353		1.6 (1.4)		171A-10353	173A-10353	171C-10353	173C-10353
599-10354		2.5 (2.2)		171A-10354	173A-10354	171C-10354	173C-10354
599-10355		4.0 (3.4)		171A-10355	173A-10355	171C-10355	173C-10355
599-10356		6.3 (5.5)		171A-10356	173A-10356	171C-10356	173C-10356
599-10357*		10 (8.6)		171A-10357*	173A-10357*	171C-10357*	173C-10357*
599-10358	3/4 (20)	6.3 (5.5)	200 (1379)	171A-10358	173A-10358	171C-10358	173C-10358
599-10359		10 (8.6)		171A-10359	173A-10359	171C-10359	173C-10359
599-10360*		16 (14)		171A-10360*	173A-10360*	171C-10360*	173C-10360*
599-10361	1 (25)	10 (8.6)	200 (1379)	171A-10361	173A-10361	171C-10361	173C-10361
599-10362		16 (14)		171A-10362	173A-10362	171C-10362	173C-10362
599-10363*		25 (22)		171A-10363*	173A-10363*	171C-10363*	173C-10363*
599-10364	1-1/4 (32)	16 (14)	200 (1379)	171A-10364	173A-10364	171C-10364	173C-10364
599-10365		25 (22)		171A-10365	173A-10365	171C-10365	173C-10365
599-10366 *		40 (34)		171A-10366*	173A-10366*	171C-10366*	173C-10366*
599-10367	1-1/2 (40)	25 (22)	200 (1379)	171B-10367	173B-10367	171D-10367	173D-10367
599-10368		40 (34)		171B-10368	173B-10368	171D-10368	173D-10368
599-10369*		63 (54)		171B-10369*	173B-10369*	171D-10369*	173D-10369*
599-10370	2 (50)	40 (34)	200 (1379)	171B-10370	173B-10370	171D-10370	173D-10370
599-10371		63 (54)		171B-10371	173B-10371	171D-10371	173D-10371
599-10372*		100 (86)		171B-10372*	173B-10372*	171D-10372*	173D-10372*

*Denotes a full-port valve without flow characterizer insert.

NOTE: Maximum operating differential pressure = 60 psi for 1/2" to 1-1/2"; 35 psi for 2" valves.


Table 13. 3-Way Valve Fail-in-Place Assemblies: Stainless Steel Ball and Stem.

Product Number *	Valve Size Inches (mm)	Flow Rate Cv (Kvs)	Close-off ΔP in psi (kPa)	Fail- In-Place			
							
				Floating Control		0 to 10 Vdc	
				3-foot (0.9 m) Wires	Conduit Adapter and 6-foot (1.8 m) Wires	3-foot (0.9 m) Wires	Conduit Adapter and 6-foot (1.8 m) Wires
				Actuator Prefix Code			
GDE131.1P 171A	GLB131.1P 171B	GDE131.1Q 173A	GLB131.1Q 173B	GDE161.1P 171C	GLB161.1P 171D	GDE161.1Q 173C	GLB161.1Q 173D
599-10350S	1/2 (15)	0.4 (0.34)	200 (1379)	171A-10350S	173A-10350S	171C-10350S	173C-10350S
599-10351S		0.63 (0.54)		171A-10351S	173A-10351S	171C-10351S	173C-10351S
599-10352S		1.0 (0.9)		171A-10352S	173A-10352S	171C-10352S	173C-10352S
599-10353S		1.6 (1.4)		171A-10353S	173A-10353S	171C-10353S	173C-10353S
599-10354S		2.5 (2.2)		171A-10354S	173A-10354S	171C-10354S	173C-10354S
599-10355S		4.0 (3.4)		171A-10355S	173A-10355S	171C-10355S	173C-10355S
599-10356S		6.3 (5.5)		171A-10356S	173A-10356S	171C-10356S	173C-10356S
599-10357S*		10 (8.6)		171A-10357S*	173A-10357S*	171C-10357S*	173C-10357S*
599-10358S	3/4 (20)	6.3 (5.5)		171A-10358S	173A-10358S	171C-10358S	173C-10358S
599-10359S		10 (8.6)		171A-10359S	173A-10359S	171C-10359S	173C-10359S
599-10360S*		16 (14)		171A-10360S*	173A-10360S*	171C-10360S*	173C-10360S*
599-10361S	1 (25)	10 (8.6)		171A-10361S	173A-10361S	171C-10361S	173C-10361S
599-10362S		16 (14)		171A-10362S	173A-10362S	171C-10362S	173C-10362S
599-10363S*		25 (22)		171A-10363S*	173A-10363S*	171C-10363S*	173C-10363S*
599-10364S		16 (14)		171A-10364S	173A-10364S	171C-10364S	173C-10364S
599-10365S	1-1/4 (32)	25 (22)		171A-10365S	173A-10365S	171C-10365S	173C-10365S
599-10366S*		40 (35)		171A-10366S*	173A-10366S*	171C-10366S*	173C-10366S*
599-10367S	1-1/2 (40)	25 (22)		171B-10367S	173B-10367S	171D-10367S	173D-10367S
599-10368S		40 (35)		171B-10368S	173B-10368S	171D-10368S	173D-10368S
599-10369S*		63 (54)		171B-10369S*	173B-10369S*	171D-10369S*	173D-10369S*
599-10370S	2 (50)	40 (35)	171B-10370S	173B-10370S	171D-10370S	173D-10370S	
599-10371S		63 (54)	171B-10371S	173B-10371S	171D-10371S	173D-10371S	
599-10372S*		100 (86)	171B-10372S*	173B-10372S*	171D-10372S*	173D-10372S*	

*Denotes a full-port valve without flow characterizer insert.

NOTE: Maximum operating differential pressure = 60 psi for 1/2" to 1-1/2"; 35 psi for 2" valves.

Table 14. 3-Way Valve Fail-Safe Assemblies: Chrome-Plated Ball and Brass Stem.


Product Number *	Valve Size Inches (mm)	Flow Rate Cv (Kvs)	Close-off ΔP PSI (kPa)			
				Fail-Safe		
				2-Position	Floating	0 to 10 Vdc
				Actuator Prefix Code		
				171E*** (GMA121.1P)	171F*** (GMA131.1P)	171G*** (GMA161.1P)
599-10350	1/2 (15)	0.4 (0.34)	200 (1379)	171E-10350	171F-10350	171G-10350
599-10351		0.63 (0.54)		171E-10351	171F-10351	171G-10351
599-10352		1.0 (0.9)		171E-10352	171F-10352	171G-10352
599-10353		1.6 (1.4)		171E-10353	171F-10353	171G-10353
599-10354		2.5 (2.2)		171E-10354	171F-10354	171G-10354
599-10355		4.0 (3.4)		171E-10355	171F-10355	171G-10355
599-10356		6.3 (5.5)		171E-10356	171F-10356	171G-10356
599-10357*		10 (8.6)		171E-10357*	171F-10357*	171G-10357*
599-10358	3/4 (20)	6.3 (5.5)		171E-10358	171F-10358	171G-10358
599-10359		10 (8.6)		171E-10359	171F-10359	171G-10359
599-10360*		16 (14)		171E-10360*	171F-10360*	171G-10360*
599-10361	1 (25)	10 (8.6)		171E-10361	171F-10361	171G-10361
599-10362		16 (14)		171E-10362	171F-10362	171G-10362
599-10363*		25 (22)		171E-10363*	171F-10363*	171G-10363*
599-10364	1-1/4 (32)	16 (14)		171E-10364	171F-10364	171G-10364
599-10365		25 (22)		171E-10365	171F-10365	171G-10365
599-10366 *		40 (34)		171E-10366*	171F-10366*	171G-10366*
599-10367	1-1/2 (40)	25 (22)		171E-10367	171F-10367	171G-10367
599-10368		40 (34)		171E-10368	171F-10368	171G-10368
599-10369*		63 (54)		171E-10369*	171F-10369*	171G-10369*
599-10370	2 (50)	40 (34)	171E-10370	171F-10370	171G-10370	
599-10371		63 (54)	171E-10371	171F-10371	171G-10371	
599-10372*		100 (86)	171E-10372*	171F-10372*	171G-10372*	

*Denotes a full-port valve without flow characterizer insert.

***Fail-safe three-way ball valve assemblies fail to A ► AB open and B ► AB closed.

NOTE: Maximum operating differential pressure = 60 psi for 1/2" to 1-1/2"; 35 psi for 2" valves.

Table 15. 3-Way Valve Fail-Safe Assemblies: Stainless Steel Ball and Stem.

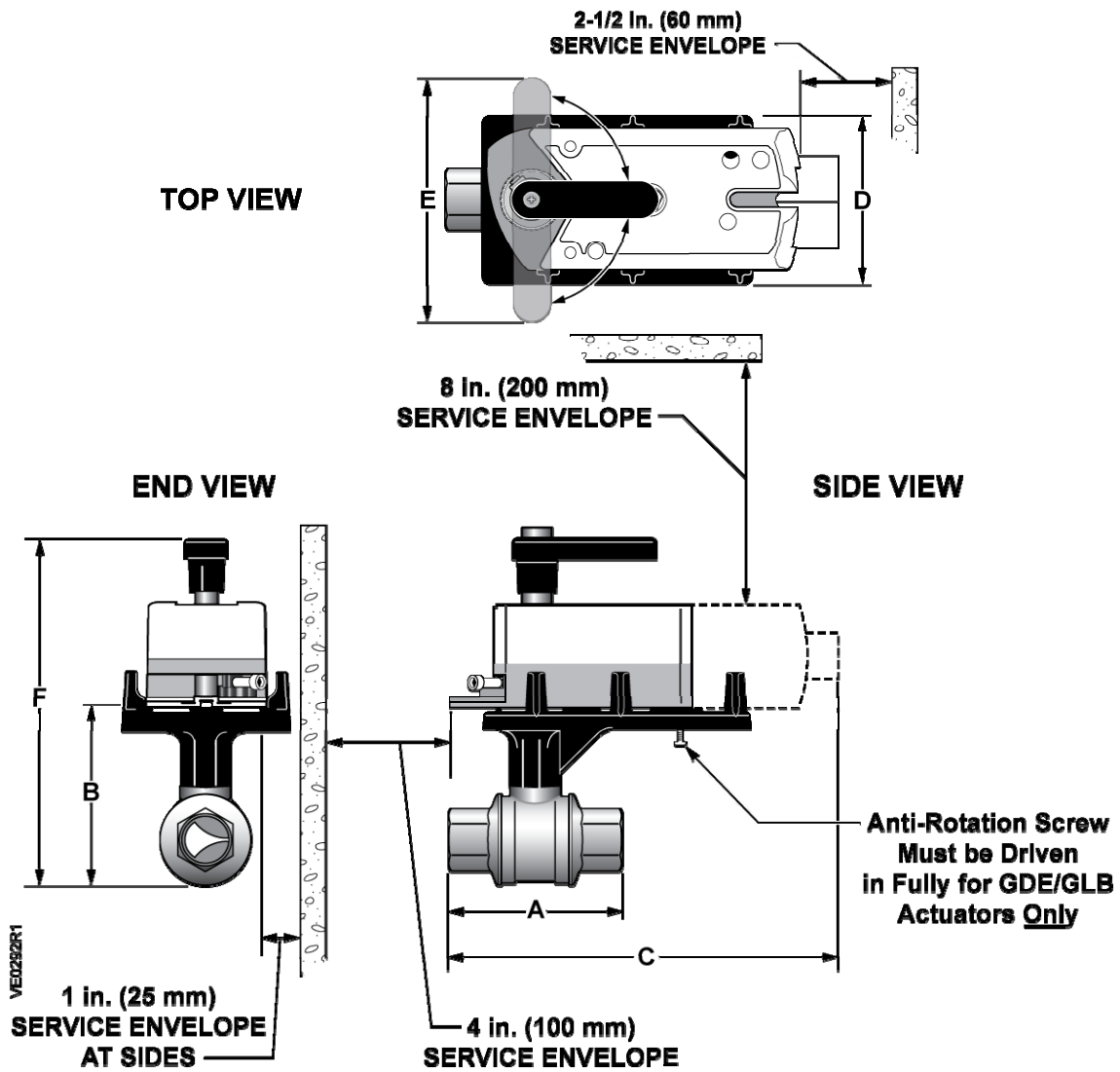
Product Number *	Valve Size Inches (mm)	Flow Rate Cv (Kvs)	Close-off ΔP PSI (kPa)			
				Fail-Safe		
				2-Position	Floating	0 to 10 Vdc
				Actuator Prefix Code		
				171E*** (GMA121.1P)	171F*** (GMA131.1P)	171G*** (GMA161.1P)
599-10350S	1/2 (15)	0.4 (0.34)	200 (1379)	171E-10350S	171F-10350S	171G-10350S
599-10351S		0.63 (0.54)		171E-10351S	171F-10351S	171G-10351S
599-10352S		1.0 (0.9)		171E-10352S	171F-10352S	171G-10352S
599-10353S		1.6 (1.4)		171E-10353S	171F-10353S	171G-10353S
599-10354S		2.5 (2.2)		171E-10354S	171F-10354S	171G-10354S
599-10355S		4.0 (3.4)		171E-10355S	171F-10355S	171G-10355S
599-10356S		6.3 (5.5)		171E-10356S	171F-10356S	171G-10356S
599-10357S*		10 (8.6)		171E-10357S*	171F-10357S*	171G-10357S*
599-10358S	3/4 (20)	6.3 (5.5)		171E-10358S	171F-10358S	171G-10358S
599-10359S		10 (8.6)		171E-10359S	171F-10359S	171G-10359S
599-10360S*		16 (14)		171E-10360S*	171F-10360S*	171G-10360S*
599-10361S	1 (25)	10 (8.6)		171E-10361S	171F-10361S	171G-10361S
599-10362S		16 (14)		171E-10362S	171F-10362S	171G-10362S
599-10363S*		25 (22)		171E-10363S*	171F-10363S*	171G-10363S*
599-10364S	1-1/4 (32)	16 (14)		171E-10364S	171F-10364S	171G-10364S
599-10365S		25 (22)		171E-10365S	171F-10365S	171G-10365S
599-10366S*		40 (34)		171E-10366S*	171F-10366S*	171G-10366S*
599-10367S	1-1/2 (40)	25 (22)		171E-10367S	171F-10367S	171G-10367S
599-10368S		40 (34)		171E-10368S	171F-10368S	171G-10368S
599-10369S*		63 (54)		171E-10369S*	171F-10369S*	171G-10369S*
599-10370S	2 (50)	40 (34)	171E-10370S	171F-10370S	171G-10370S	
599-10371S		63 (54)	171E-10371S	171F-10371S	171G-10371S	
599-10372S*		100 (86)	171E-10372S*	171F-10372S*	171G-10372S*	

*Denotes a full-port valve without flow characterizer insert.

***Fail-safe three-way ball valve assemblies fail to A ►AB open and B ►AB closed.

NOTE: Maximum operating differential pressure = 60 psi for 1/2" to 1-1/2"; 35 psi for 2" valves.

Dimensions



NOTES:

1. All dimensions are in inches (mm) and weights are in pounds (kg).
2. Dimension D, Depth, is 3 inches (76 mm).
3. Dimension E, Handle, is 4 inches (102 mm).

Figure 1. 2-Way Ball Valve with Actuator Dimensions and Service Envelope.

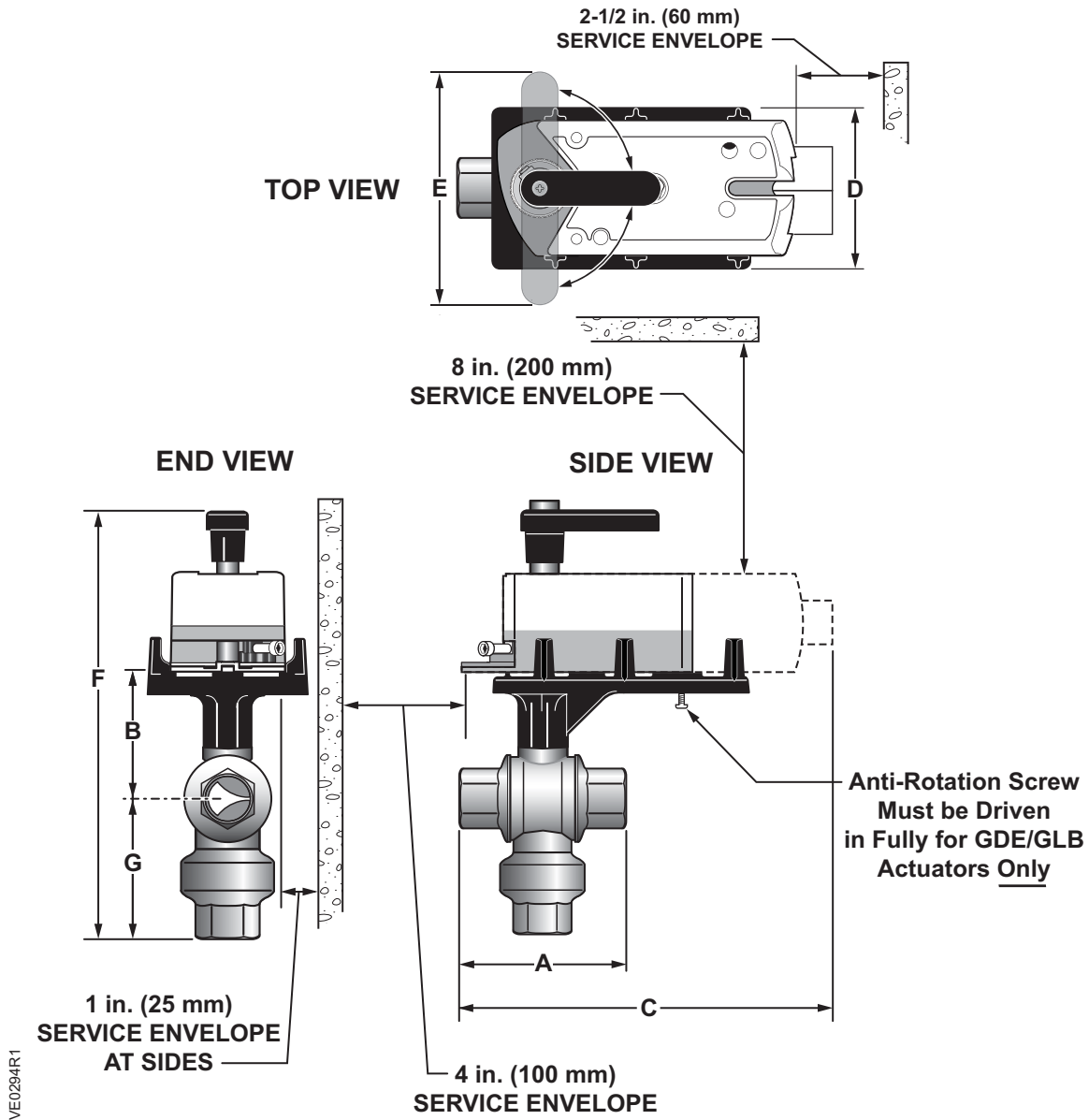
Dimensions, Continued

Table 16. 2-Way Ball Valves with Actuator Dimensions and Service Envelope.

Valve Size Inch (Mm)	Cv Range	A Length	C Length * Actuator Codes 171A-D 173A-D GDE/GLB	C Length * Actuator Codes 171H,J,K,L,N GQD	C Length* Actuator Codes 171E,F,G,M,P 172E,F,G,M,P Fail-Safe GMA	F Height	Weight Pounds (kg)
1/2 (15)	0.4 to 10.0	2-7/16 (61)	6-11/16 (170)	6 (153)	—	7-5/8 (193)	0.50 (.23)
3/4 (20)	6.3 to 25	2-3/4 (70)		6 (153)	—	8 (204)	0.78 (.35)
1 (25)	10	3 (77)		—	8-3/8 (213)	8 (204)	0.97 (.44)
	16	3-1/4 (82)	—	8-3/8 (213)	8-5/15 (212)	1.75 (79)	
	40, 63		—	—	—	1.19 (54)	
	25	3-7/8 (98)	7 (178)	—	8-11/16 (221)	8-13/16 (223)	1.19 (.54)
1-1/4 (32)	16	3-3/8(86)	6-11/16 (170)	—	8-7/16 (214)	8-3/8 (213)	1.41 (.64)
	25 to 100	3-11/16 (94)	6-15/16 (176)	—	8-11/16 (221)	8-13/16 (223)	1.81 (.82)
1-1/2 (40)	25, 63	3-5/8 (92)		—	8-7/16 (214)	8-13/16 (223)	1.19 (.54)
	40, 100, 160	3-15/16 (100)	7-1/16 (180)	—	8-3/4 (223)	9-1/4 (235)	2.50 (1.13)
2 (50)	40, 100	4 (102)		—		—	9-3/8 (238)
	63	4-5/8 (118)	7-1/2 (190)	—	9-1/8 (223)	10-1/16 (255)	4.66 (2.11)
	160		—	—			4.69 (2.13)

* Dimension C is maximum length, measured from the actuator, end fitting, or mounting plate, whichever extends the furthest.

Dimensions, Continued



NOTES:

1. All dimensions are in inches (mm) and weights are in pounds (kg).
2. Dimension D, Depth, is 3-inches (76 mm).
3. Dimension E, Handle, is 4-inches (102 mm).

Figure 2. 3-Way Ball Valve with Actuator Dimensions and Service Envelope.

Dimensions, Continued**Table 17. 3-Way Ball Valve with Actuator Dimensions and Service Envelope.**

Line Size Inches (mm)	Product Number	A Length	C Length * for Actuator Codes 171A-D Codes 173A-D	C Length * for Actuator Codes 171E-G	B Height	G Height	F Height	Weight lbs (kg)
1/2 (15)	599-10350(S) through 599-10357(S)	2-9/16 (65)	6-11/16 (170)	8-3/8 (213)	3-1/4 (83)	1-3/8 (35)	8-5/8 (219)	1.50 (0.68)
3/4 (20)	599-10358(S)	2-3/4 (70)	6-11/16 (170)	8-3/8 (213)	3-1/4 (83)	1-3/8 (35)	8-5/8 (219)	1.60 (0.73)
	599-10359(S) 599-10360(S)	3-1/8 (79)				1-11/16 (43)		2.20 (1.00)
1 (25)	599-10361(S)	3-1/4 (83)	6-11/16 (170)	8-3/8 (213)	3-3/4 (95)	1-11/16 (43)	9-1/8 (232)	2.37 (1.08)
	599-10362(S) 599-10363(S)	3-13/16 (77)	6-15/16 (176)	8-5/8 (219)	4 (102)	2 (51)	9-5/8 (244)	2.74 (1.24)
1-1/4 (32)	599-10364(S) 599-10365(S)	3-5/8 (92)	6-7/8 (174)	8-9/16 (217)	4 (102)	2-1/8 (54)	9-3/4 (248)	2.85 (1.29)
	599-10366(S)	3-15/16 (100)	7 (178)	8-11/16 (221)		2-5/16 (59)	10-1/4 (260)	4.30 (1.95)
1-1/2 (40)	599-10367(S) 599-10368(S)	3-15/16 (100)	7 (178)	8-11/16 (221)	4 (102)	2-5/16 (59)	10-1/4 (260)	3.90 (1.76)
	599-10369(S)	4-5/8 (117)	7-1/4 (184)	7-7/8 (200)	4-1/2 (114)	2-13/16 (71)	11 (279)	7.83 (3.55)
2 (50)	599-10370(S)	4-5/8 (117)	7-1/4 (184)	8-11/16 (221)	4-1/2 (114)	2-7/8 (73)	10-3/8 (264)	6.70 (3.04)
	599-10371(S) 599-10372(S)			9-1/16 (230)	5-3/4 (146)		11-3/16 (284)	

* Dimension C, is maximum length, measured from the actuator, end fitting, or mounting plate, whichever extends the furthest.

Information in this publication is based on current specifications. The company reserves the right to make changes in specifications and models as design improvements are introduced. OpenAir is a trademark of Siemens Schweiz AG. Other product or company names mentioned herein may be the trademarks of their respective owners. © 2013 Siemens Industry, Inc.